



中国建材集团有限公司
China National Building Material Group Co.,Ltd.



8 26

“ ”

CRH

“ ”

“

”


“

”

“

”

ntech



17

—— “ ”

21

23

26

30

34

36

38

40

42

45

46

48

12

SDGs

23

23

23



8 26

9 30



500

“ ”



5500

14

500



“ ”

350

10 11


350

20





500

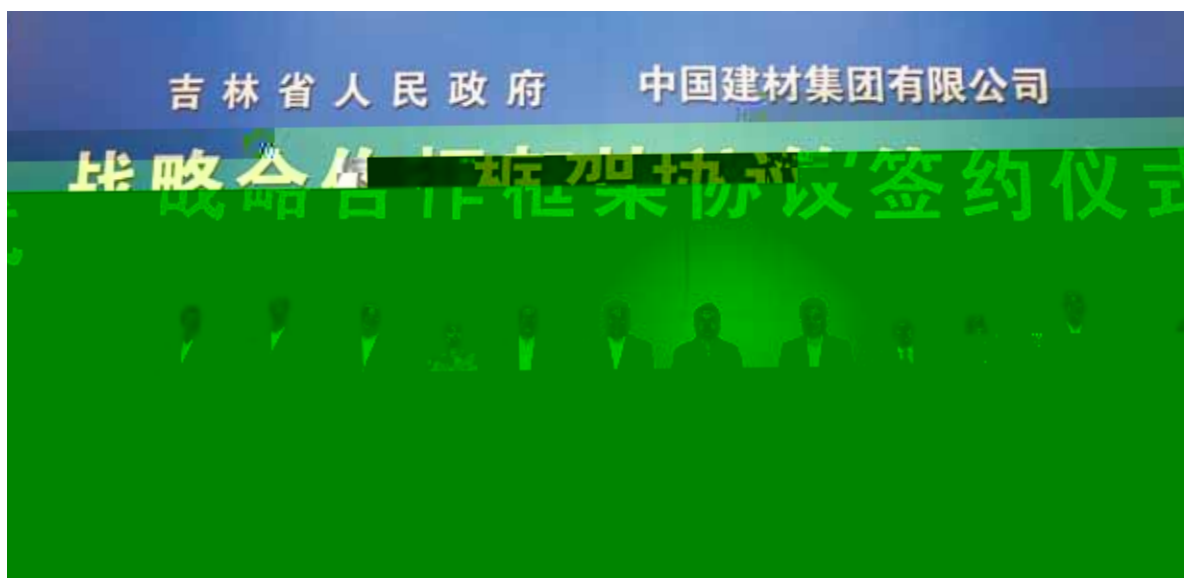


9 13
CRH

CRH

CRH

CRH



9 26



9 23

50

3

5 30

3.09% 7 20

3.45%

)




中国建



8 26



GE



30

CRH

CNBM SINOMA

EPC

SINOMA

EPC

46

+

BNBM HOME

EPC

5 10

N+1

14
6- 8



20



4

12

150





Ö

£

“ ”
“ ”

“ ”








32.5

34

32.5

50%



200

32.5
42.5

34

2020

“

”

”



34

32.5 5.5




KPI
KPI
KPI

ä

KPI

A =





± 800KV

550
1100

2016 5

± 1100

10

± 1100

3300 6 12000
12

± 1100

800



2005

IEC-130

2005

50%

2008

35%

± 1100
1100KV

1000kV

800kV

ABB

863

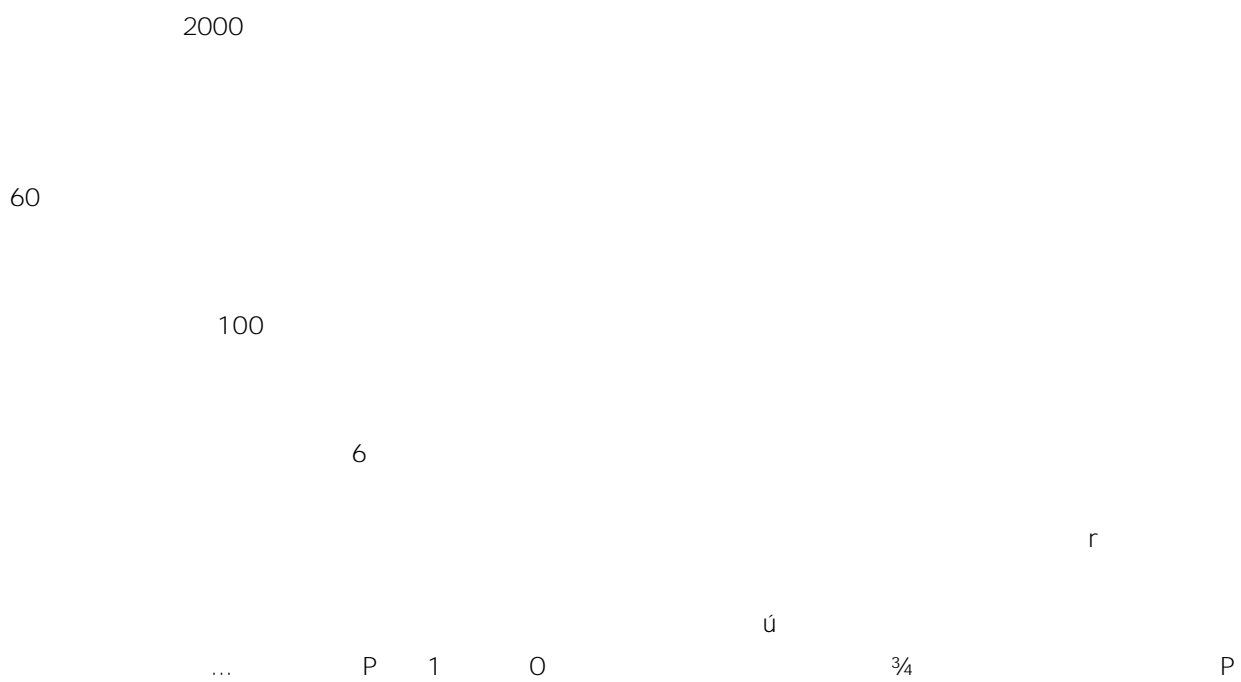
1100kV

30

2 3

2013

2015



2015

HSE
HSE





2016 7

12

10

50

100

120

15~20

U

/

11

2015

10%

5%

5%

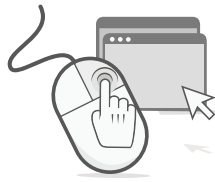


“

”

“

”



9 21

200



“

SDGs


”

2016

SDGs

SDGs

17





2005 5 17

10

×



长征年

80



責和績創
任此社新

得謙感敬
聘廉因忠

中國建材集團領導幹部行為準則