

CHINA BUILDING MATERIAL MAGAZINE

中国建材通讯

• 2018 1 124 •




0815-L0074

2018
T1000



中国建材集团有限公司
China National Building Material Group Co.,Ltd.

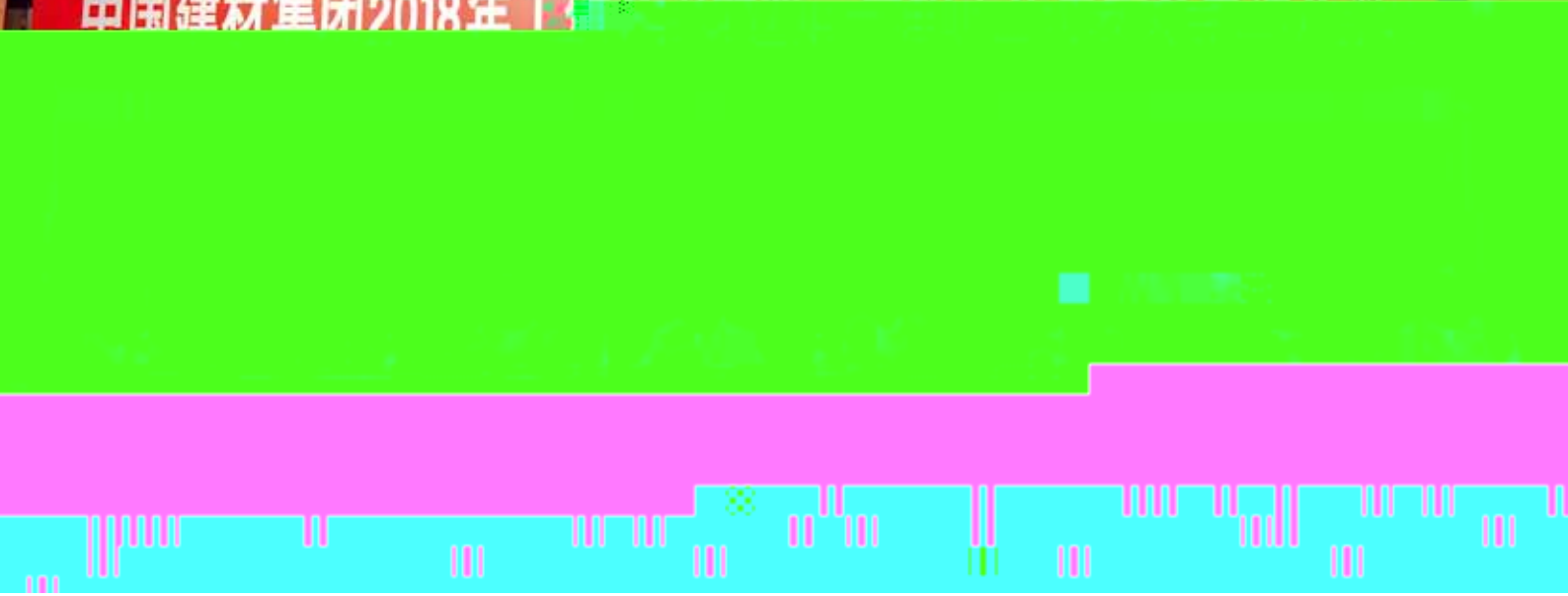




Contents

2018 1 124

中国建材集团2018年工作会暨第一届中国建材集团十周年大会



1

4 2018

5 T1000

6

7

8

9 2017

2018


11 2018

16 2018

16 2017

19 2018





20

2018

24

2018

27

28

32

38

40 136

42

44 " "

46

14

48

T1000



2018

“

”

“


”

“

”



T1000









2017





2017

3042

111

668



+

KPI

" 1 "

2017
2018

"

" "

2018

" 2018

"

"

"

"

"

"

2017

2017

1+1>2

“ ”
“ ”
“ ”



2017

2017

2017


2018

“ “ “ “ “ “



” 2018


” ”



18

2018

13



3 7

17

13

99.9%







2017

" "

39

13

26





•

•

•

;



1 26

2018

2017

2018

85



23


2017

" " " "

" "

2017

2018



“ “ “ “ “ “ “ “

“ “

2018

3

2018

“ “ “ “ “ “

23

200

2018

124

51

43

2

KPI

KPI

199

" "

"

"

"

" " 136

"

-

-

" "

"

" "


"

" 1+N"

KPI

"

"





“ “

” ”

“ ”

” ”

“ ”

“ ” “ ”

”

”

” ”

65%



BNBM

2015 2017

6 2020 100

10 HOME

54%

50%

21

1994

1.

" "

"

"

"

"

"

"

2.

6.5

"

"

PACSOFT

200

4.17%

26.97%

3.

1

4.

"

"

2016

2012

15
Torre Miria

Torre

Miria

3. " "

Nasfund
Nambawan Super

BNBM

170 BNBM
80%

30- 60

BNBM

BNBM

" "

1.

500

93%

2- 3

45- 70

2.

5 140

10

32

70



18
350
" "2016
3
30
1 2017 5
11 2
2007 2017 11
3 2018
" 2018
3
100
2015
2016
167% 2017
65% 13% 2015 11
673
85%

" 136"



" 136"

"

"

"

"

"

"

"

"

"

"

"

14 "

"

185

"

"

20

"

"

"

"

2.

"

"

"

"

"

1.

"

"

"

"

3. " 260 124% 2445
3400 272%
42 " 6143 " "
4. " " " 4

5. " " 2.2 80
6200 80% 84 56
70% 2 7
80% 6

6. " " " " " "
900 11 " " 7
" " " "

7. 25 / 14
7

" 136"
"
" " " "

2017 6.7

2787

" "

— —

" — — "

2017 11

2012- 2020

"

"

"

"

60%

PTFE

— —

2010

"

" " " "

2016
1.6

“ ”

” ”



	2010	12		2017	
			3.4	18.09%	
4m	9.3	2010- 2016		37.05%	
		50m /m in			
			23		13.33%
— —		CNG			
"		25.7			
"			2015	8	"
			100%		"
			PE		

“ ”

2011 2012

“ ”

2015

“

”

2009 8 - 2013 3

“ ”

“ ”





“ ”

— — “ ”

“ ”

“ ”

2013 4 29
“ ” 20%

19% 4%

“ ”








- - “ ”

7 1 47% 24%

9 168

43 “ ” 14%

15%



新春快乐

Happy New Year 2018



新春快乐

新春快乐

新春快乐

