

CHINA BUILDING MATERIAL MAGAZINE

中国建材通讯

• 2018 2-3 125-126 •

2018年2-3期

0815-10074


中国建材通讯

想

中国建材通讯
2018年2-3期



中国建材集团有限公司
China National Building Material Group Co.,Ltd.





“

”

GDP 6.5%

“

”

“

”

“

”

“

”

“

”

“

”

“

”

“

”

“


”

Contents

2018

2- 3

125- 126



1

4

5

6

7

÷% v Ñ dÀ F É -S O [ö' hÐS'h • B

8


2017

9

10

24

33



34

36

38

42

44

47

50

52

54

56

58

60

62

63

64

13



B 9







— ~~ж~~ ~~т~~ ~~а~~ ~~е~~ ~~і~~ ~~б~~ ~~с~~ ~~з~~ ~~ч~~ ~~ц~~ ~~к~~ ~~п~~ ~~о~~ ~~у~~ •А - À E

2017-2018 1345 91.2
35

2006 9

26 3.8

14

“ ”



2017



2017

2017

7 23

23

“ — — ”


5

“ ”

6



3 12-16



AI

“ ”

“ ”

“

”

КП

“

”

“ ”

“ ”


“

” “

”



“ 2 26 ”



1



A

2000

20

15

10

2016 8 26

2002

2003

15

15

2002

65

36

3042

15

BPB

70

500

2016

259

500

230



3.8 26 1

2014 7

100

2018 40

K

°


2000

99.9%

2005

CNBM

CNBM





1972



=

+


v

2005

2016

25

T800 T1000









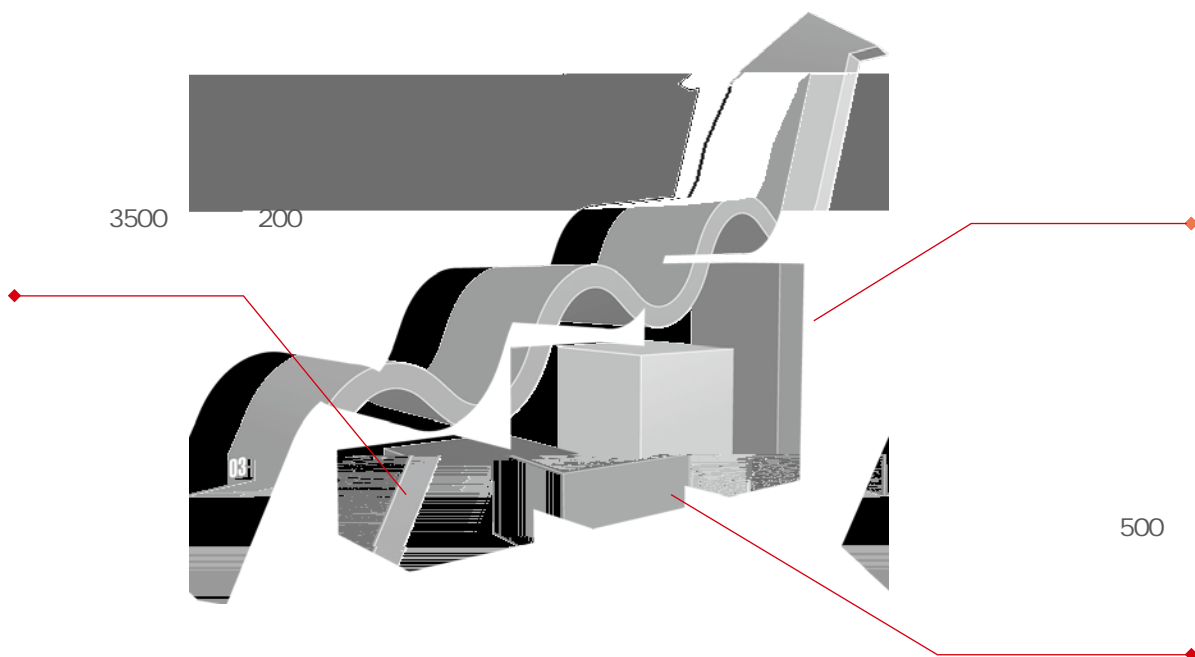
AI

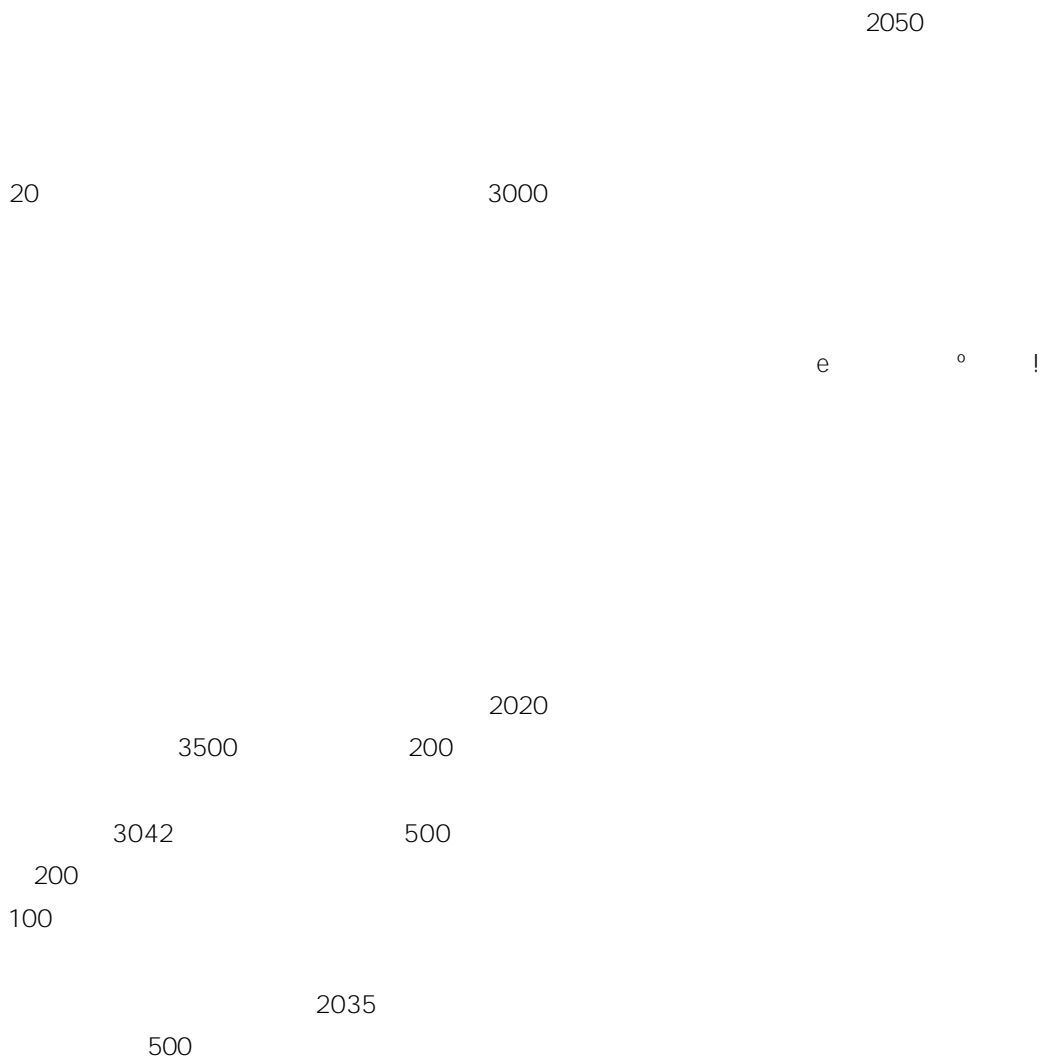
15

5+2 +

30


AI





20%

20%



— —

2017

8

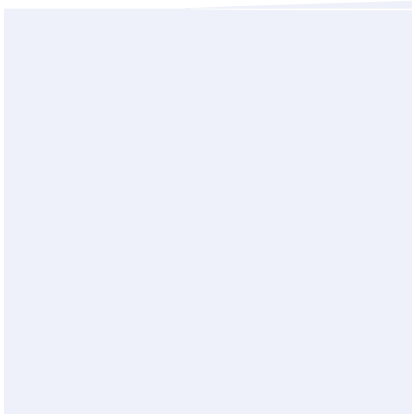
“ ” “ ” “ ”

“ ”

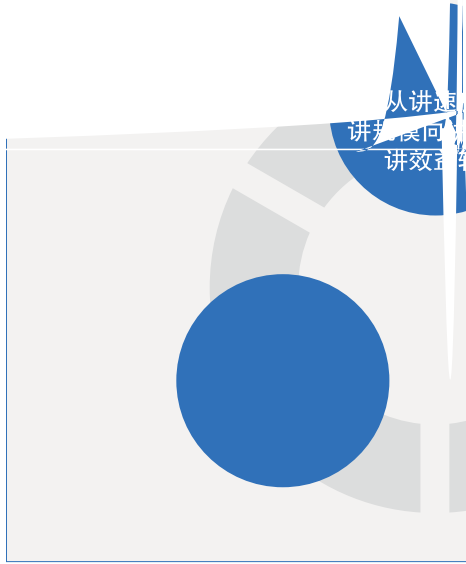
40

“ ”

“ ” “ ” “ ” “ ”



40



103

2000



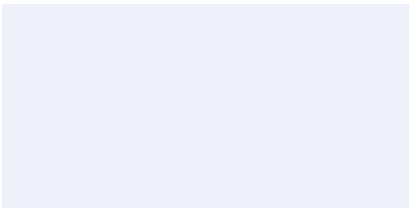
GDP

32.5

2500

40

500

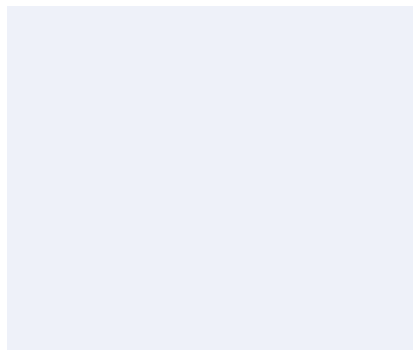
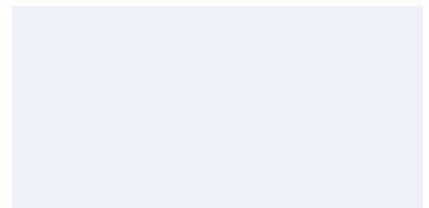


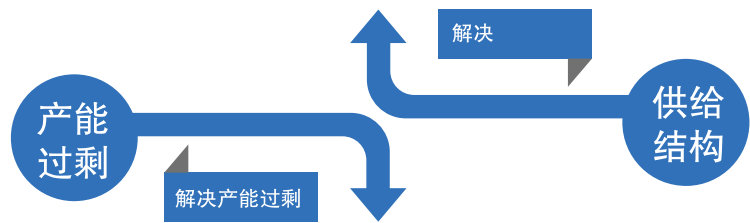

1912

32.5

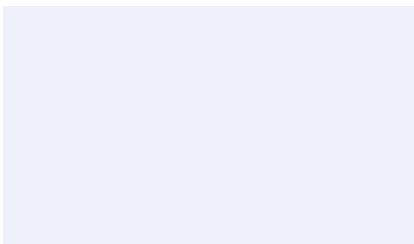
70%

300





23.4





	2017
	3.6%
	8.2
	7.5
8%	5173
17%	6.9%
0.4	



23.4
8

2500

9150 18% 877
94%
2011



30

32.5

34

100

32.5

32.5

95%

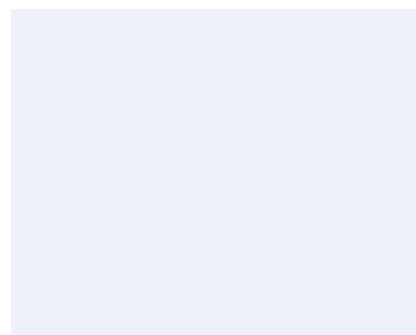
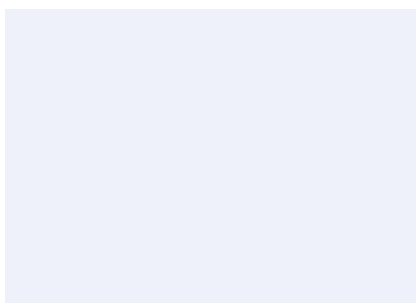
5000


4800

1.6

7

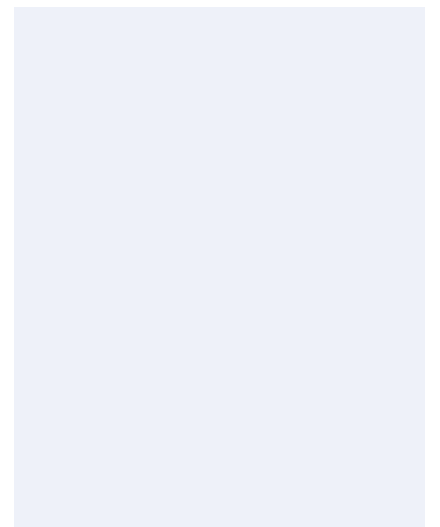
Q P A€Cá,)&





25 8 25
 15 16
 10 100


AI





-

...



500

48

500

115

18

500

2017
8% 5173 75
17%

2017

}

Ô

7

7

v



v






9v 11

2008



call



130

31

20

5.3
65%
2000 5000





65% - 70%

438 2

336

80

20
70%

2017

30

1

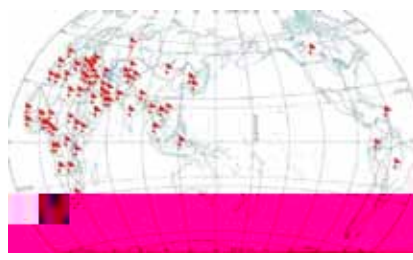
30 " "

2000

500

75

30



350f/h

.....

CALL

— —



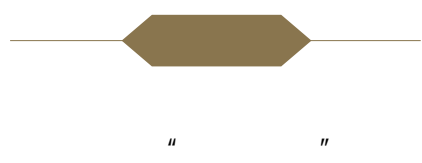
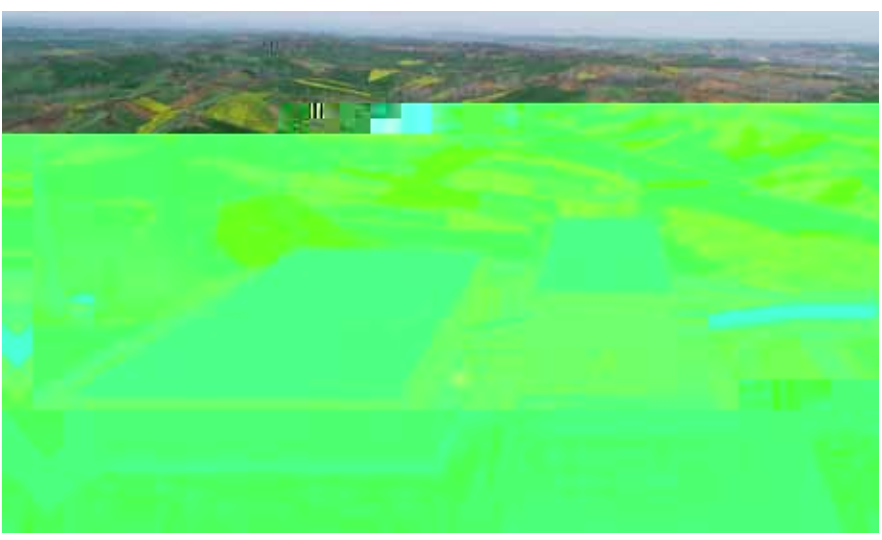
500f/d

2001



2016

2010
2016 7
500 18



1989

900 p1500

噫

19
+







“ ”

.....

“ ”

STG





2017 12 5

“ ”

STG4200tpd

2*6000tpd

2018

2017



2018
Langeon maeankinga

24

2017
21



Kidll Shadpoh

2012

Ggenfogd fogl i

480


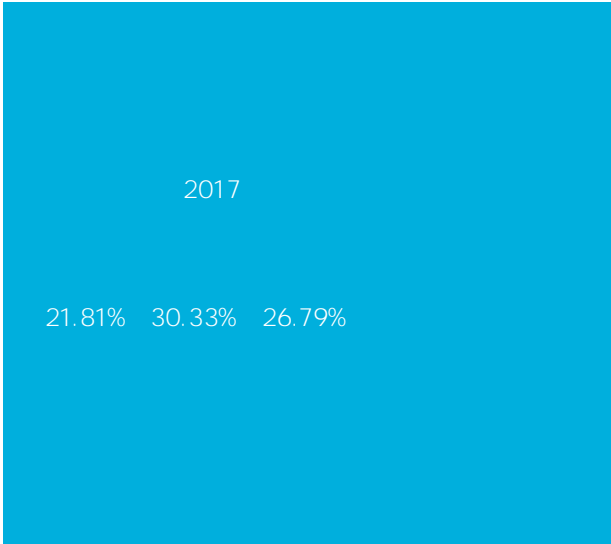
Ggenfogd fogl i

Langeon maeankinga

Langeon maeankinga



GU3	DEV3		FAC	UNICEM	1	MBE
BISKRA	34	PAC		DEVNYA	2016- 2017	PAC
	BISKRA		UNICEM			





14

2017

110

KPI

KPI



300

199 1
2

2017
644 20142
2017 26

2018

2017 31
3

2017





--

30

- -

45%

- -

200

2014

2016

2016

" "

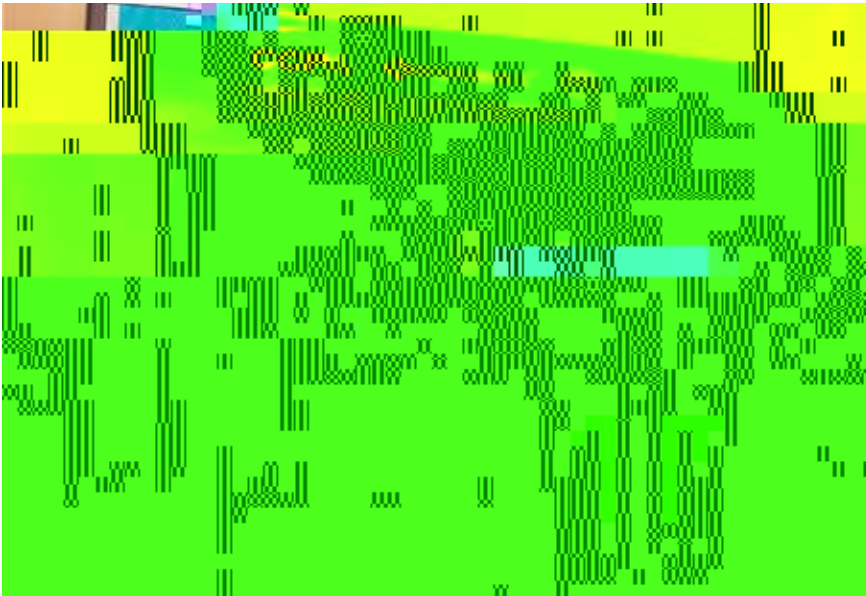
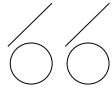
5000

100%

40%

2014 1

- -



2015

5000f/d

2016

4200

4000

C2+11

C2+11+5

10%

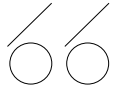
70%
15 /

2016

1992

131


20

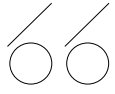


	2013			30
	131		13	
			10	
			3	
TC		1		2
			20	2014
			2016	2017



— —





0



2017

BNBM

F fo

C





董事长带着我们演《绒花》

..... ”

——

“

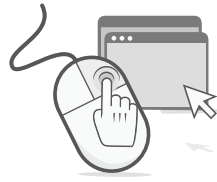
—— ”

“ ” “ ” “ ”

“ ” “ ” “ ”

..... ”

“



CNBM

45

40

2018 3

55


48

12

12

35

2018



3 2

3 2
14410

3 2 3 4
38558



Ahancie

300w 300

18.2%

17.9%



震撼 感动 压力

FAST
20

80 90

30

我的国 我为你歌唱

七排律 大国重器

——

“ ” “ ” FAST

水调歌头

——

祖国 为你唱一首歌



