


CHINA BUILDING MATERIAL MAGAZINE

中国建材通讯

• 2018 4 127 •





宋志平：我的改革心路

中国建材集团党委书记、董事长



中国建材集团有限公司
China National Building Material Group Co.,Ltd.





Contents

2018 4 127



1

4

5

6

7

8

9



2017

10

11

13





26

44

31

46

10

35

" "

48

" "


38

" 1+N"

41

42

—





“ ”
“ ”



2017

208% 199%



2018 “ ”

GDP6.5%

2018

32.5

2017

2017

26%

2.89

18.2

145

570

17.5

199%

2017

32.2

2017

1276

8395

97

13%

208%

2322

1752

”

“

”

“

”

“

”

”

”

”

”

”

”

”

”

”

”

”

”

”

”

”

”

”

”

”

”

”

”

20

170



4 17

BIPV



4 10

500

“ ”

“ ”

“

”

2017

21.8

234

3

3000

5000

27





“ ”

“

”



2018

“

‘ ’

‘ ’ ”

6

10



“ ”



3000

13

“ ”

“ ”

“ ”

“ ”

“ ”

8

“ ”

2018


“ ”

“ ”

“ ”

2018 “

”



我的





1979 8

1978

1978 12

1979 8

2017
500

110

2018

23.4

70

15

15

20

3000

"

"

3

1978

40

1978 1979
1000

300



1980

40

9

1980



1990



30

60

60

" "

" "





1994 1250

10 1983

7 10

--

1980

.....

1985

2000

500

--



1983

24

" "

30

1992



3000



1993

1300

2000

600 700

"

"

1993 1 16

6

1991

1992

"

"

OK

"

"

1992

1993



"

"



0



1993

12

5 400

1993

1300

2000

1000

1993

" "



" "

14000

260

1995

20

" "

" "

" "

--

10

10

1



2000

10

--

1993

280

6



10

BNBM

“

”



“

”

“

”

PDC

TOC

TOC 5S

1994

“

”



ISO 9002



90

3

12

1993

500

“

”

“

”





9

“

”

“

”

“

”

“

”

“

”

“ ” “ ”



“ ” “ ”

2014 11 “ ” 2014 8

“ ” “ ”

”

2017 2016 5

4 “ ” 2016

” “ ” “ ”

12 “ ”

” “ ” “ ”

2014 7 “ ” “ ”


” “ ” “ ”


9 25 “ ”




500

TFT









2017

40


10

2017

2017

54

333



ISO
GB/T 34336- 2017

GB/T 35608-

2017

ISO/TC163/SC3/WG12
ISO 20310
ISO/TC163

GB/T34336-

2017
GB/T 35608- 2017

//

//

40

25
25
25
26.42%
26.82%
28.64%
19.77%
25.62%
11.11%
25



29
141
2013
" "

168
" "

2014
2015 " " "

2012 37 2018

" 2025"

" " " " " "

ERP OA
MES
.....

" " "

" "

“ ”

“ ”

“ 1+N ”

“ ”



“ ”

“ ”

“ ”

N

“ ”

S

“ ”

“ ”

“ ”

“ ”

“ ”

“ ”

“ ”

“ ”



N

"

"

"

"

"

"

G12

40


11

1

R



250





— —

2010	10			2017		
		ERP				
ERP						
				178,991		
				142,944	80%	
2016	6					
2016	9					
2016	10					
2016	10					
2017	9			ITIL Foundation		
		2017		solidworks		



“

”

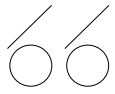


“ ”

“ ”

...

30
40
20
— —



ITO



ITO

63 /

1300 /

80%

ITO

88%

AR

ITO

ITO

ITO

97%

TFT

TFT- LCD

"

"

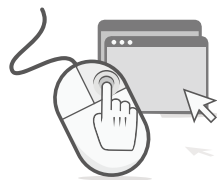
"

"

2.5D 3D

20

TN STN



01

4 11

2017 " "

4 17

5000

"

"

4 18

"

"

4 11

Erdes Plazm

80

2017 3

"

"

" 2017

"

" 2017

"

" 2017

"



世界 读书日




2016



2017



2007



2017

