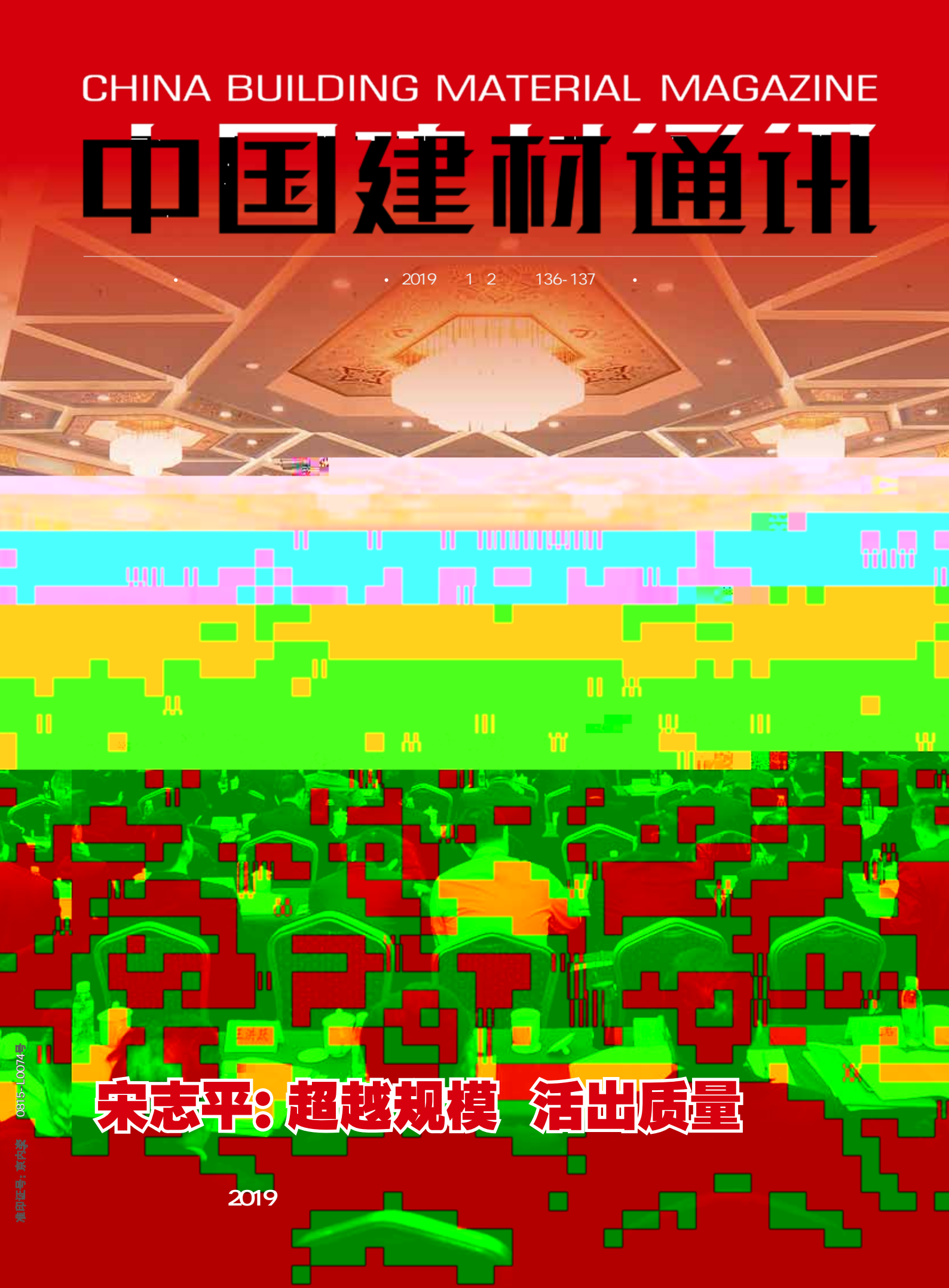


CHINA BUILDING MATERIAL MAGAZINE

# 中国建材通讯

• 2019 1 2 136-137 •



**宋志平：超越规模 活出质量**

2019

0815-10074

准印证号：京内字



**中国建材集团有限公司**  
China National Building Material Group Co.,Ltd.






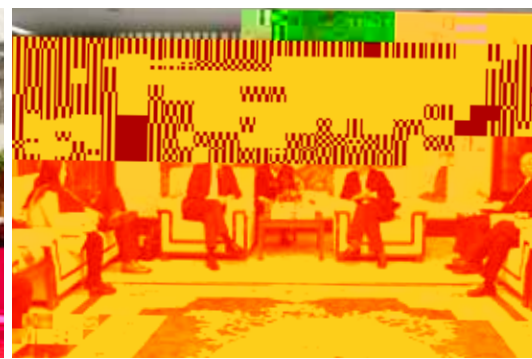
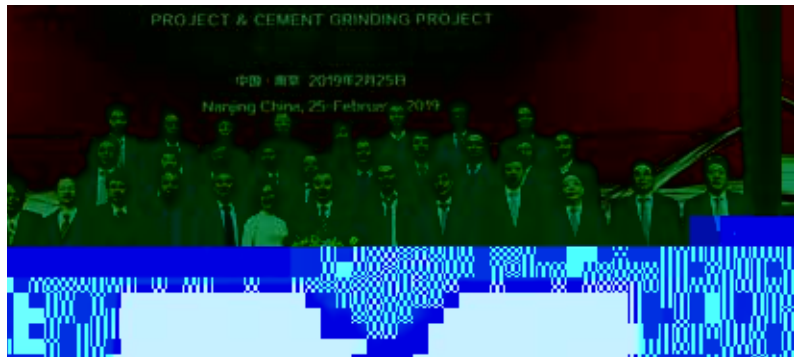

//

//



# Content





22 2019

24

50

26

54

10

30

56

40

" " " "

2019

42

" " " "

---

44


---



20

2020

100





“

”




11

40

“

”



40

23

70

11

40

ABB

40

ABB

40

40








龙山三线6000TPD熟料生产线及水泥粉磨站EPC总承包签约仪式

## 签约仪式

Signing Ceremony of EPC for LONG SON COMPANY LINE III CLINKER 6000TPD  
PROJECT & CEMENT GRINDING PROJECT

中国·南京 2019年2月25日

Nanjing China, 25-February 2019





CRH

GCCA CRH

CRH

GCCA GCCA

GCCA GCCA

GCCA

GCCA

GCCA

GCCA

GCCA

GCCA



2019

2019

“ ” “ ” “ ”

“

”



2019

2018

2019

40

2019

2018

2018

2019




2019

2019

70

2019

500





2018

2018

“ ”



2018

4

4

4

2018

2019



# 2019

2019

2018

2019

2019

70  
A

y

2018

2019

2019

2018



2018

2019

1 20

2019





2018

中国建材集团2019年度工作会议暨第一届职工代表大会三次会议



2018

0.12

" "

" "

21% " "

15% " "

768

11000

" "

" "

+

2018

"

"

"

"

"

2019

2019

"

"

"

2019

"



2018

2019

90%

2019

10

20



2018

" "

2018

40

2018

---



---

---



---

---

# 2018



768



**5**

2.6

**11**

**3608**

**35**



**42**

**2**

**2400**

“ ”



“ ”

**100%**

**167**

**43**

**17**



“ ”

**5**

**10**

**22**

“ ”

**1**

**57**

**2**

**8**

**9**



“ ”

“ ” “ ”



..

..



48

30

1.1

2



"

"

72

1

115

"

"

60

"


"

"

"

400

10



"

"

"

"



"

"

"

"

"

"

KPI"

"



"

"







2019







" 2422"  
"  
"



" "  
"  
"



" "  
"  
"



" "  
"  
"



" "  
"  
"



" "  
"  
"



" "  
"  
"



" "  
"  
"



" "  
"  
"



• 2018

"

"

• 2018

"

"

• 2018

" "

" "

" "

• 2018

" "

" "

• 2018

"

"

0.12

• 2018

"

2017 6 100.24%

2018 47.45%

• 2018

"

"

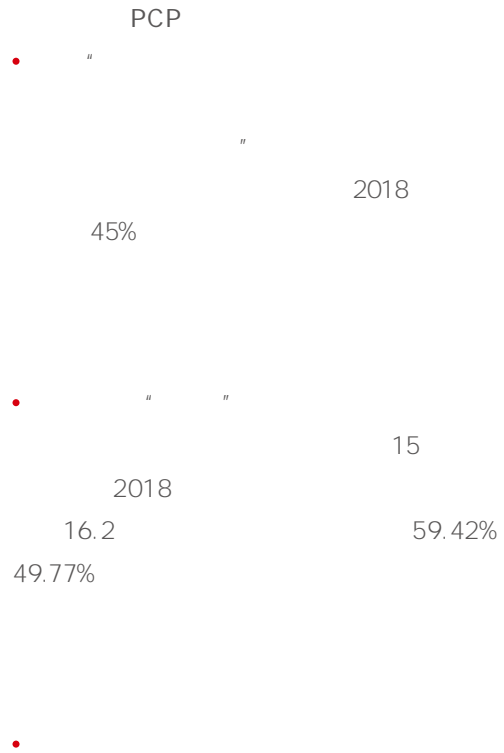
" "

• 14

" "

" "

30%





.....

80

100 123 0.0045% 4500 1 15 10 10.5 10

GE



" "

1958

500

18

61  
1955

1

5000

3

IBM

500

500



120

126



50

2

“ ”

44%

35%  
25%

3

“ ”



20

25


10

“

”

20%

— —



2500





" " 2003 11 20  
A A A




10 7 15  
1 3  
2500 210  
500  
3 " 30 90 200 18  
" " " "



11.82 16.12  
31.98 2017  
107.48 63.87  
43.61  
2015- 2017 59.42%  
2017 2014  
8.98% 1.78%  
2017 14 188.34 29.82%

6.52		2015- 2017		20		70
2017						300
71.53	10.01					
	7.11					5
	107.48					3000
8.49%	43.61					
18.91%	59.42%					
3.56				60.14		
7.31%	18.79%			31.87		
	13.31			22.87		
29.86%		15.37		1.15		
1.58	1.45	9		4		92%
0.86%	2.54	5				60%
3.77%				23		
				3		
		16				
				2017		
				35.67		0.99
2015- 2017						
6602	6482					5.85
	8179					0.36
		2015	1.51			
1115	381					
	813					
2017						
				2014		
	202.79t/h					
7 5000						
240t/h					2016	1067
					1090	4.97
					2.42	2
1.17	1.88					
		2015	10			
			"	"		
				EPC		
				"		
			19			
		400				
		107.99				
		2		100		
				6000		



					2017	
"	"				240 /	73 /
					246 /	43 /
	2017	5	15		54 /	18 /
						316 /
					48 /	

		500				
18			"	"		
	"		C2	C9	"	
"			"		"	"
			"			"


" "



							2011	37.45KWh/t	2017	
								34.1KWh/t		
									5.5kWh/t	
13		131		27						
									10kWh/t	
		2016		11						2011
					"	"				
					189			3576.82		26
					42365.14				9	
							APC			2011 114.43
							ABB	kg/t	2017	109.91kg/t
									2011	66.88kWh/t
2017									2017	57.86kWh/t
30%		2016								1150
2017	"	"							2011	116kg/t
9	31								2017	109.5kg/t
					53	14	1.3			1#
	152	"		"						300Pa
								8	30	2011
					"				120.5kg/t	2017 111.4kg/t
					1789					
100%									2011	
					2011	20.79KWh/t	2017		52	
						17.53KWh/t	PO42.5			2257.34

BOT

20.94%



2012

8

2015	2017
2000T	2500T 5000T
197.35t/h	202.79t/h
	260t/h
	61.98kWh/h



			42083	
			7	28
15			141	
	3947.2			
			5800	
		60%		
		400mg/m <sup>3</sup>	1200- 1500mg/m <sup>3</sup>	
			150mg/m <sup>3</sup>	
	2013	20840		
2017	11648			
	9200		500	
				180
7		5043.46	700	
	30mg/m <sup>3</sup>		2018	1200
2018		9000		2015
11				



" "



" "

ISO

2010

" "

AAA

2013

" "

" "

"

"

" "

" "



2011 79.13% 2017  
88.9%





"	"				101	72
"	"	"	79	2407		
"	"	"	7			
						2017
						150
						11.35
						70
			2017		1100	46
					1000	
2017						
12	32					
113						
94	624					
		"	"			
		2017				"
						"
	3742	380				
			26	48		
"	"		29			



1727 173 2015  
556 --- 2013—2014  
2013 2014



2015

2016

2008 2 1 1

2017 2

2016

2012

" "

2017



“

”

”

”

“

”

“

”

2016

“

”

“

”

2016

“

”

“

”

“

”

”

“

”

”

“

”

“

”

”

”

“

”

“


”

" " 1 14  
 "  
 "  
 "  
 " " " " "  
 " " " " "  
 6 "  
 8 "  
 "  
 " " " " " "  
 " " " " "  
 " " " " "  
 " " " " "  
 " " " " "  
 " " " " "  
 " " " " "



14  
 2003 0.58  
 2016 28.85  
 2003 1.15 2016  
 23.87  
 54  
 98% 26%  
 38.8 67  
 95%  
 35.1 50%  
 " " 4  
 9 1  
 16 " "







" " "

" "

" " " " "

"

" "

" "

"

" "

....."

" "

"

....."

" "

" "

" "

" " " "

"

" "

24

" "

" "

.....

" " " " "

" " " " " "



50%

" "

2#

" "





66

66



• 1953 " "

• " " 1971

• 80 6

• 1984

• 1992

• 1995

• 2000

" "



• 1989 500t/d

“ ”



• 1990

•

• 1992

“ ”

•

• 1996

“ ”

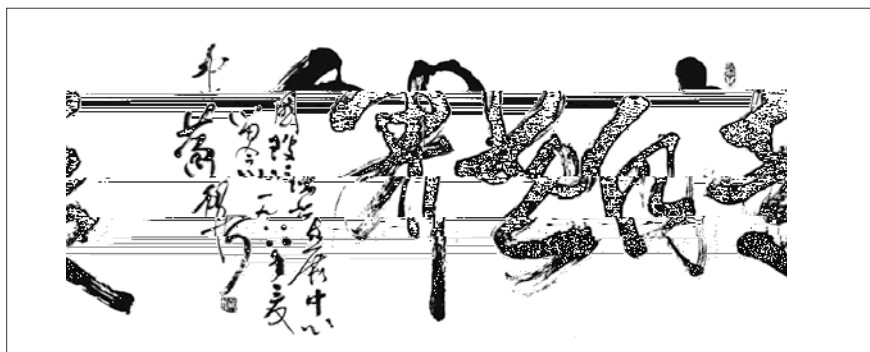
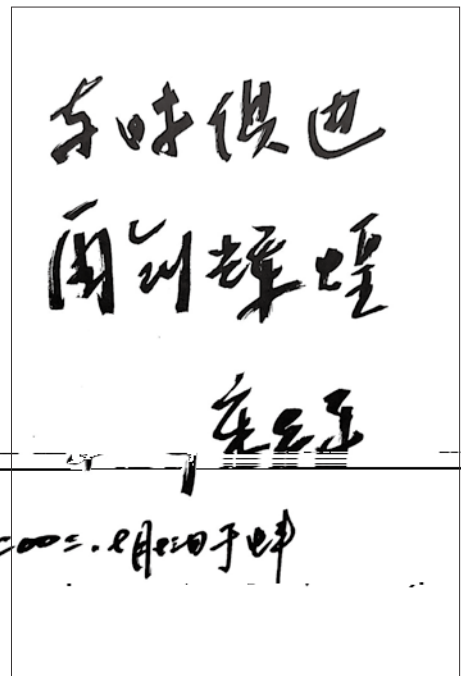


• 1997 600t/d

•

19mm~25mm

2mm





• 2002

“ ”

• 2003

“

”

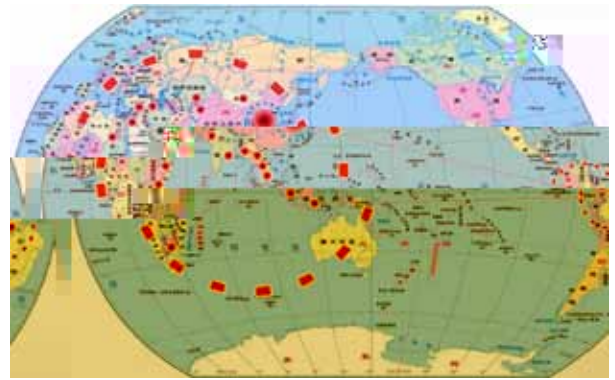
•

“ EPC

”

“

”





80%

90%



“ ” “ ” “ ” “ ”



0.12

TFT-LCD





- 
- 
- 
- 
- 
- 
- 
- 
- 
- 
-



---

1983 4

2008

2013

2009

2007

500

75

7

2020

10

10

10

100

100

100 EPC



“

”

.....

“

”

— —

— —

700

“

”

— —

2008 2

2014 12

52

10%

2015

— —

2015

— —

— —

“

”

300

“

“ 2012

6

B2B B2C

2017	142	2014	52	"	"	2017	11	22
				.....		9		
						2018	7	28
2016				"	"			
				2.5				
	"	"				"		"
						"	—	
2017				"	"			"
"	"					"	"	"
	—							



party"

" "

"

"

" They call it BNBMT, we call it home!"

12

14

15

" "

" "

"

"

" " \_ \_

" "

50

1000

2017 7 CCTV

" "



"

" "







2018		500	100
04		"	"
		"	"
	40	2018	100
2019		100	2018
		100	2018
		08	"
		"	2018
		"	"
		09	
		2018	
		31	BAYAH
	100	10000	
		10	
" 2019			
	"		





1 31

