
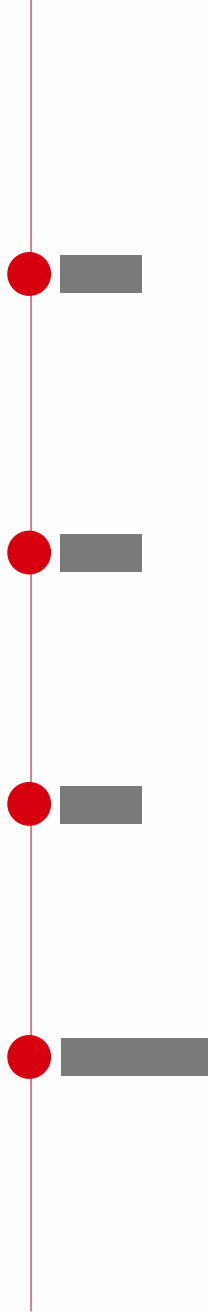


才通讯 中国建机

• 2020 4 151 •





2020

“ 4335”

“ ” “ ”

“ ” “ ”

”

“ ”

5G

“ ”

IDG

2020

“ 1+1”

“ 4335”

Contents 目录

2020 4 151



1

4

5

6

IDG

8

9

10

2020

12

13

14

20





24

“ ”

——

30

“ ”

32

——

34

36

——

“ 1 1”

37

——

38

40

——

42

“ ” ——

44

45

“ ” 2

46

PPT

11

48

“ 4335”

“ 4335”

“ ”





“

”

“

”

“

”





;69

IDG

“ ”

IDG

600

“ ”

“ ”



“ ”

2019

“ ”

IDG

IDG
20

1992

4335

IDG

“ ”

“ + ”

2012





“ ”

“ + ”





2020



2020

“ ”

2020

“ ”

2020

“ ”

“ ”

“ ”



“ 4335”

“ ”

5

9

“ ”

9

200





5 12

21

406





		2019	12	31
	6100			3900
	235	20		
		2019		
4.4		12		
	4600	350		
7.5				
				242
				60
19	72			
		10		
5400			1300	
		99%	24	
	KPI			
		"		24
"				
			10%	
				60%
		58		90%
			150	
11	24			



242
60

24

10%

60%

90%

150

11 24



5.0
20
12000
0.3
4500
1877
3200
925
80%



80%
3.8
26
12500
6
2000
15
15
5000



50

50

7500

30

200%

T700 T800 T1000

T300

T800

6

3





8.5 TFT-LCD
2020

1- 4

4000
6%

5G

PCB



" " " "

3

1

2

65%

40

279

BAYAH

75

75

100

15


8

40

200

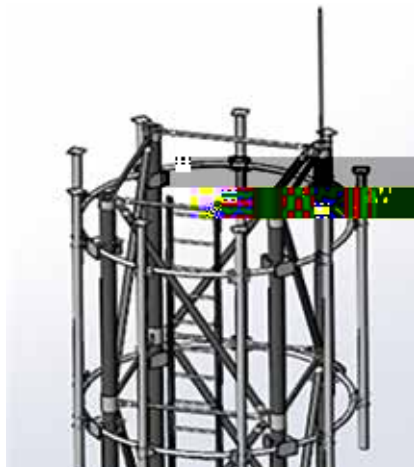
75

100





5G
5G VR/
AR





10

5G

5G


2011

$\pm 1100\text{kV}$

1100kV $\pm 800\text{kV}$

25000

19.2%





"

"

200%

30

--

7500

4



AI





MES

40



400

+

"

/

CPS

"

"

15

1-2

100





不忘初心、践行“三精”管理 助推高质量发展

1958	2500	19.5? I	450 /	200 /
	120 /			
	" "	"	" 2017 "	
	" "		API	90
	" "			
	" "			
14%	35%		60	
	" "			
	2016			
		20	" "	
	" "			



" " MES " "

" " " " DCS ERP

" " e "

6

37 13

" 2422"

2018

4187 16452 " e "

69

2300

11309 app " e "

0.5

16%

“ ” “ ” KPI

MES

KPI

MES

" " " " 2016
" 258

2017 DCS

2018 "

" APP 52.5

PDCA 10 2017

API "

97% " " "

" " " 2019

87% " "

95%

100% 4000 "

" "

2015- 2017

1 - 0 4



KPI

" " "

1.28

" KPI 9% 2019 "

"

"

" "

"

" " 2014 " "

" + 700

2017 326


" 450 + 200 +

8.4

120 " 1.48 11% 2018

" "

2019 15% 20%





7500
2
5000 +1 7500
50%

6 8
24.50 /
1295 / 194 /
168.10 /
0.35 /
200%



" "

1.1

300

6.8

2

"

"

"

"

2025

"

"

2020

"

2019

1580

4

DSM

5%

7

2.33kgce/t

2014

"

" "

"

10kgce/t

540

/

0.85

60.2%

20%

GB/T19001

5000

"

"

GB/T24001 GB/T28001

100%

GB/

T23331

GB/T36000- 2015



" " 60

"

"

"

"

" 4335"

"

"

"

"

"

"

"

"

"

"

"

"

"

"

"

"



2019
60

3 "

220

70

.....

66

" "

2000

2019

" " " " " "

3

2019

3

1

31

" "

"

"



"

"

30

659

1+1

"

"

8

"

"

"

1+1"

"

"

1+1

1+1

"

"

"

" "

"

"

"

"

.

"


"

1+1"

16

13

1+1



3 23



20000

45

2000

.....

600



2018



2020
400

3.83



2019 2

2017 12

15 "

" 2018

600 ITO

300 " 3D"

35



)

12

8

2

2019

140

" +"

20

2019

700

2015 2016

2000

2019

12000

2019

190


3000



2016 9 26

1200

20



KDDI

2010
CEO

ethical

"

"

"

"

"

"

66

99



m

" "

"

" "

"

" "

"

q

" "

" "

"

"

" "

30

" "

"

"

" "

" "

"

" "

"

" "

" "

"



“ ”

QQ

“

”

”

”


“ ”

“ ”

“ ”


“ ”

“ ”



20

1000



3 4

85

40



2 27

3

4

2 10



“ ”



噫!

“ ”



“ ” “ ”

			200	69	
				85.6	
	" "				
			Sinoma85.6	GW175- 8.0	
			85.6	4.88	175
	3		23891	3.4	
		"			
	" "				
	"				
A					
		3496			
		2554			"
		1185		"	
	349				
323		2557			
	4332				
					"
			' 2019		"
		188			
	51				
2019					
1216	573				
263	648				



